



Live Presentation Tip Sheet for Parents

Here are some important tips for parents to help them understand and guide their children through the growing years while encouraging their children to use technology safely and responsibly.

Tips for Parents:

Have a written contract with your kids

It starts with a contract that parents and their children agree upon. Check our website.

Teach them that anything they do on a device can be seen... possibly forever!

Teach them "responsible use" not "acceptable use". Technology is here to stay, teach them to use it correctly.

Know your kids' apps and passwords and participate

Parents should ask what the app is, what it does, and the privacy settings. We believe it's important that the parent participates in all social media accounts with their children. Be a friend on Facebook, a follower on Twitter and Instagram and their other accounts. It doesn't mean you will see everything but it does help you both. We explain how in our presentations. And make sure your kids know how to block someone.

Is Your Child At Risk?

- Your child spends large amounts of time online, especially at night.
- You find pornography on your child's computer.
- Your child receives phone calls from adults you don't know or is making calls, sometimes long distance, to numbers you don't recognize.
- Your child receives mail, gifts, or packages from someone you don't know.
- Your child turns the computer monitor off or quickly changes the screen on the monitor when you come into the room.
- Your child becomes withdrawn from the family.
- Your child is using an online account belonging to someone else.

Websites and Apps That Can Help

Websites:

www.accountkiller.com

Provides instructions to remove your account or public profile on most popular websites

www.common sense media.org

We rate, educate, and advocate for kids, families, and schools

www.prilock.com/school-kids.php

We update you with the latest information on apps, trends, and dangers.

Apps:

Instamap (Google Play, iTunes)

DCentral1 (Google Play)

Apps:

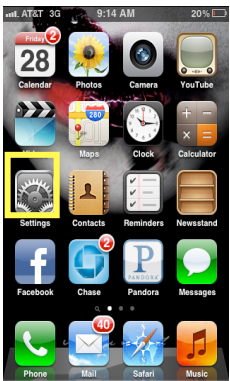
Lookout Security AV (Google Play, iTunes)

Instamap (Google Play, iTunes)

DCentral1 (Google Play)

App Permissions (iPhone)

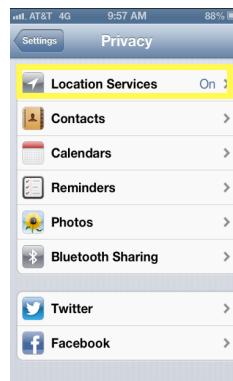
See what Apps you give permission to spy on you. Some don't need it, some aren't worth it.



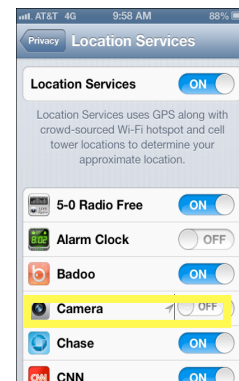
Step 1:
Select
"settings"



Step 2:
Select
"Privacy"



Step 3:
Select
"Location
Services"



Step 4:
Turn off apps you do not
want to share you
location*
Recommend turning off
"Camera".

* Some applications will not work unless GPS is allowed



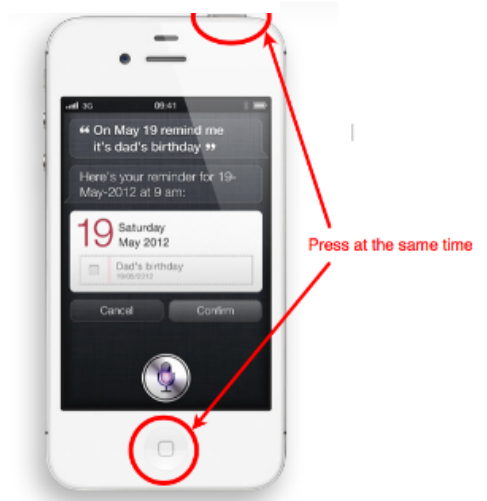
Tips for Reporting Cyber Harassment:

Save the evidence (Take Screenshots when possible)

Include:

- WHO was involved (Victim, Bully)
- WHAT was said or done
- WHEN did it happen
- WHERE did it happen (what app or site)
- WHY (Was it provoked, responded to)

Taking a screenshot
On a iPhone



For more detailed information and other tips go to:

www.prilock.com/